

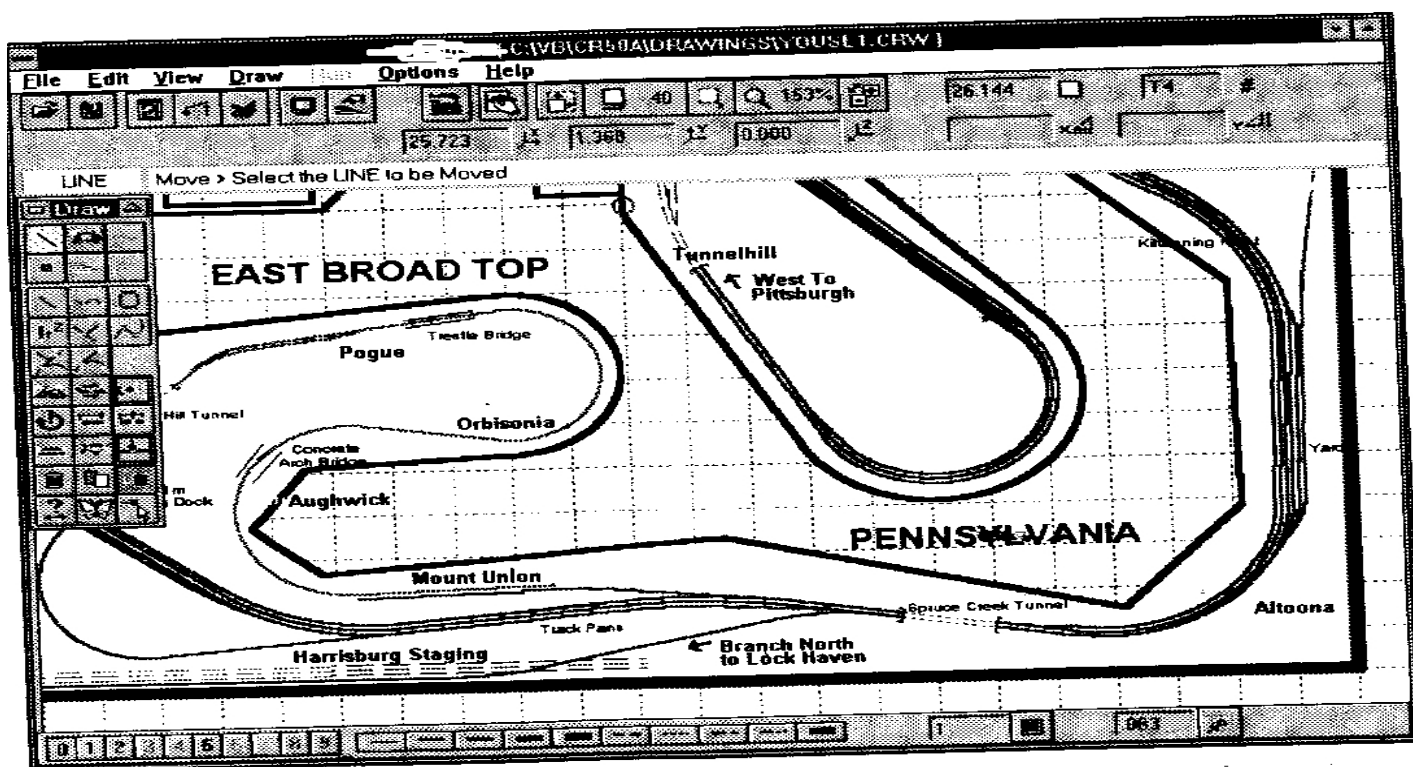
# Call Board

Volume 46 Issue 8

April 2007

This Month's Program ...

## TRACK PLANNING using Computer Aided Drafting



**G**ot your ideas together for that “dream” layout? This will continue our series on designing a layout by showing you how computers can help make it all work out.

We've gathered some model railroaders who use CAD software to design or change their layouts. They will also show you some of the software packages available and where to get them. Making use of this model railroad design tool is not that hard to learn and there are even FREE software packages available!

**2PM April 22nd 4<sup>th</sup> Sunday! Chapel 3**

**(Date Changed from the 15th)**

# SUPER'S NOTES

## Let's get rolling...

### Have you made use of computers in Model Railroading yet?

This month we take a look at using the computer to do the detail drawing that will result in a finished track plan. It's an ideal task for a personal computer and you may be surprised at how easy it is to learn. I went back to some of the old Computer Drafting programs (CAD) I have used over the years and found an interesting transition has occurred.

When PC's were new the basic machines were slow and memory was limited. Software designers had great ideas for neat programs to do all sorts of things, especially in model railroading. But the performance of those early programs was pretty slow and dismal on the old hardware. Many folks went back to "pencil and straight edge" after they previewed those early CAD offerings. But as machines became much, much faster and memory became almost unlimited the computer caught up with the ideas! I find those old programs now perform very nicely on my modern machine. Good speed and response and no annoying slow screen refresh problems from memory limitations. It's a pleasure to see the software now perform as the designers had intended. The real advantage of using a CAD program for track planning is that it "keeps you honest". Each element you place will work when you go to the building stage. No "fudging" or fiddling trying to make your track elements go together or finding that your great ideas won't fit the space.

Many of these "old" programs are still around and are now free. We have links to some of these free offerings on the Division 3 Webpage. Many others, both in CAD and general model railroad applications, have been upgraded to really take advantage of the newer hardware. Whether you're an "armchairer" or are serious about starting a layout, you would do well to look around at these modern tools for model railroaders.

### How about that RAFFLE?


Thanks to Phil Gliebe for getting our first monthly raffle started. I thought it was a real hoot. Rick Lach won the Proto-1000 RDC-2 he always wanted and he only had to buy a couple thousand tickets! Also thanks to all the folks who donated their unneeded items for our prizes. Special thanks to Dan Mudge who donated many of the great prizes you'll see in the next few months. There are some real quality items involved and I have a hunch they will just keep getting better.

### Let's try it again

The snow caused many members to miss the great presentation on the V&O by Al McClelland in January. Because that one is too good to miss we are going to offer it again this spring. Al has redone his clinic for a meeting in Atlanta and will have it ready for our joint meeting with Division 7 in June. If you were one of those who missed it or just want to see his outstanding work again come on out.

See YOU at the next Meeting.

Bob Fink MMR

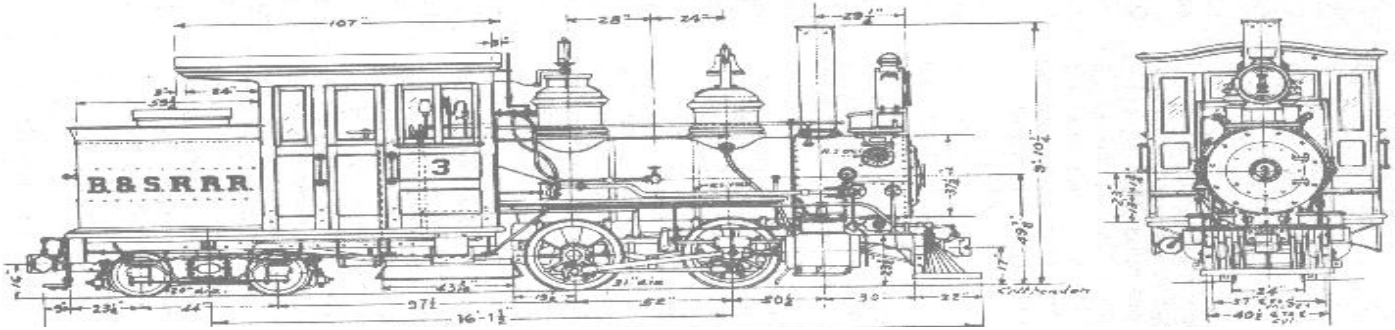


Why couldn't Pennsy have taken better care of their engines?

### Steam to Diesels

As the railroads moved from steam locomotives to diesels some began to neglect the care and condition of their faithful old beasts. Since it was obvious that the end was near for old (and new) steamers it didn't make sense to spend money on them. Too bad. The final pictures often show our old friends in sad shape.

# Sharpening Your SKILLS



## AP Program News...

Contests and the AP program go hand in hand. The whole concept of the Achievement Program is based on improving your skills and getting recognition for it. To make the program work we have to offer you a chance to show your work and you have to come forward and participate. We'll continue to do our part each month by offering the monthly contests. If you have a model that you want judged for AP awards after the popular vote contests we can do it "on the spot". What are you waiting for???

## New contest setup is up and running ...

We have three categories in the type of model each month. You can enter Scratchbuilt, Kit-Bashed, or Kit built. This should allow anyone to enter anything they are proud of and at any skill level. We will keep track of points scored as the months go by and at years end the total point winner will receive a plaque. Judging is by popular vote but if you wish to have your model judged by NMRA rules for the Achievement Program we will make arrangements for you. Here's our schedule of upcoming model types:

April Passenger Cars

May Diesel Locomotives

### LAST MONTH'S WINNERS: Freight Cars

**Kit Built**

**Kit Modified**

**Scratchbuilt**

**George Ardwin**

**Phil Gliebe**

**Mike Mereness**

**Jim Foster**

**John Smith**

**Phil Gliebe**

**Rick Lach**

Date	Location	Program
22 April	Chapel 3, Family Life Center	Computer Aided Layout Design
20 May	Chapel 3, Family Life Center	Passenger Trains
17 June	Joint Meeting with Division 7	V&O Update by Allen McClelland
15 July	Chapel 3, Family Life Center	
22-28 July	Detroit, Michigan	NMRA National Convention
August		Bus Tour to Indianapolis

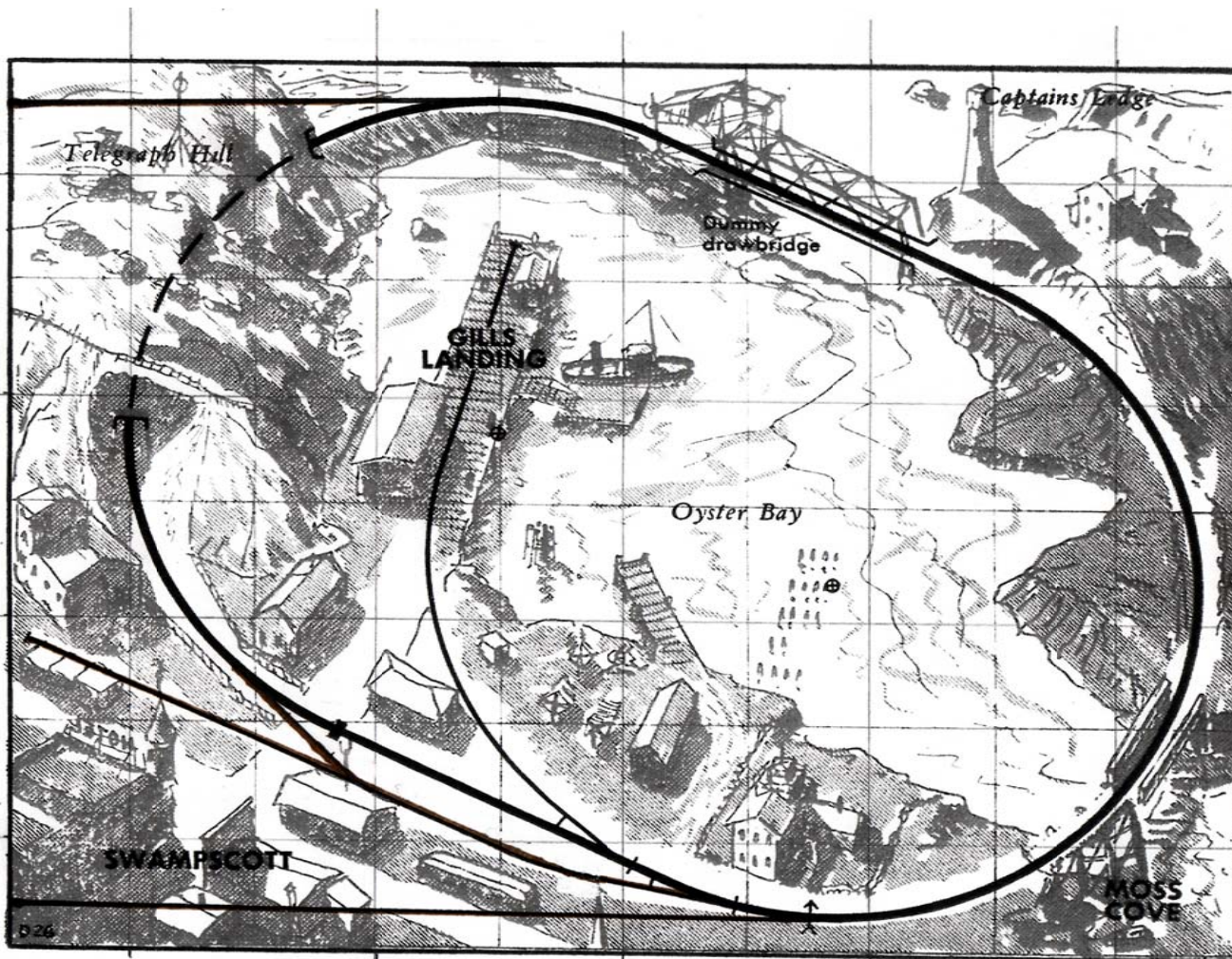
## THE 2007 GIVEAWAY LAYOUT

By Jim Foster

For the fourth time in the last five years, your Division will be building a layout to raffle off at our November train show at Hara Arena. In 2007 we will be building in HO, using a modification of Plan #21 in Kalmbach's "101 Track Plans" (I doubt we will be calling it the Rockport & Oyster Bay, although there is no reason not to, I guess). Two sidings have been added to the simple oval which will allow the layout to be easily expanded later. In addition, a runaround has been added to increase the operational capabilities, as limited as the operation might be with such a simple railroad.

What your Division finds so intriguing about this plan is the conceptual scenery sketched in by Linn Wescott. We are not "required" to use that concept but will in this instance. Many of us have never done a seaside layout or one with a large expanse of water, and this will be an opportunity to experience a new type of scenery and new techniques. Of course, the detail execution will be at the pleasure of those of us who build the layout and build the structures.

*(Continued on page 5)*



### 21. Rockport & Oyster Bay RR. Sharp curves

Scenery at the waterfront is the main feature of this otherwise very simple railroad plan.


(Continued from page 4)

On the day this is being written (March 18), the framework has been completed, track materials have been obtained and several structures have been distributed to Division members. We have again requested the use of the little white house next to the Greene County Historical Society in Xenia, with the idea that the sessions would be the second and fourth Saturdays of every month at 2 PM. We have asked to start on April 14<sup>th</sup> but of course will work with the Society's schedule (I highly recommend confirming a work session with me at 937-425-8330 days or 937-299-1599 at other times). Your Division also needs to say here that the Society has been the most gracious host imaginable, and should they allow us to use the house again we will be accommodating any of their needs to show off the construction or participate in festivals. Last year we actually did some construction during their Rail Fest and it was great: productive and good public outreach!

The goals for this project remain as before:

- Learning about layout construction
- Experiencing new techniques
- Camaraderie with your fellow Division members
- Publicity for our November show and other venues
- Getting new people started in the hobby

How can you help? Come to the work sessions, build a structure, build rolling stock, contribute a power pack or a locomotive, the possibilities are endless! See either Richard Davoust or me at a Division meeting to obtain a structure or car to build, or just join us for what I have found to be *the* most satisfying of all our Division's activities.



## Division Committees

The Division is looking for people interested in helping in several areas. We need people to help in the following areas:

Train Show - Publicity, Layout Room Management Contact Ray Persing

Finances - Investment Planning Contact Rich Lach

Achievement Program - Contact Bob Fink

