

# Call Board


Volume 48 Issue 4

December 2008

## This Month's Program ...

Continuing the “You can do it” series...

Out of the box, a mass produced kit is just a yahn! But if you know some of the techniques of weathering you can turn it into a one of a kind.



**If you haven't picked up your East Penn Commemorative box car you can still get one at the meeting for \$13. We'll show you the hands on techniques to weather it into a model you can be proud of. We have a number of methods and presenters to show you the way. If you already purchased your car, assemble it and save time by moving to the “front of the line”.**

**Sunday, December 21st 2 PM**

**Greene County Historical Society, Xenia**

At this meeting we'll also have more of our batch of K-D couplers at \$1 a pack and another Silent Auction full of new products from the Division 3 company store.

**Christmas Party**

Tickets are still available for the Division 3 Christmas party. Saturday 6:30pm December 20<sup>th</sup>. \$13.50 per person. Plenty of great food, door prizes and entertainment. At the Greene County Historical Society, Xenia. Call Bob Fink for reservations by December 15<sup>th</sup> at (513) 897-0970.

# SUPER'S NOTES

## Let's get rolling...

### What we do best in Division 3 ...

Some months ago at a Board of Governors meeting we were kicking around ideas to get people more active in the division events. We also were brainstorming ways to get more folks to join the NMRA and share the fun with us. I piped up with the fact that you sell people on an organization like ours by offering something that they can't get anywhere else. That's a tall order in this day and age when there is competition for peoples time and resources from every direction. In the member survey last spring you listed almost 20 different hobbies you have collectively to compete with model railroading! So when you look for that "something you can't get elsewhere", personal member aid comes to mind. The fellowship of the meetings with plenty of ideas and answers is a very big selling point. Then when you look for more specifics you see our scad of model railroads that actually are OPERATED in a realistic manner by groups of people. Plenty of trains and collections around but Division 3 has been a pioneer and leader in Scale Model Railroad Operation. When other Divisions nearby host conventions they have always come to us to provide the layouts they needed for their "operators". Oh, I know only a certain portion of modelers really like to run trains realistically and they have various reasons but the number who give it a try seem to come back for more. If you are looking for another fun facet of the hobby we can point you to any number of fine weekly or monthly sessions in about any scale. Let us know that you want to make the move and I'll bet you enjoy yourself. We also will be offering more clinics at the meetings on the fundamentals of operation and the techniques of starting operations on a layout. Who knows, that pike you started and grew tired of may just come to life once you see what it takes to really make it RUN.

Speaking of operations, every now and then you find something on the Internet that is worth passing along. If you want to see how real roads operated in the really old days here is a streaming video of old movies of trains and a hump yard. This was before retarders were invented and the brakemen had to ride each car down standing on the top. Talk about a fun ride! Point your browser to:

<http://media2.syr.edu/OHA/DewittRailYardssm.wmv>

### Did you miss a great TRAINSHOW?

Not many people did! We didn't break last year's attendance record but did very well. Ray Persing, Nick Folger and the too many other folks to mention that helped, deserve a real round of thanks. They not only made it a fun weekend but they made sure we made enough money to keep all our activities going for another year. No dues at this level is only made possible by activities like this. Thanks again folks.

### Our expanded Company Store!

We acquired some super items in a donation from Steve Trout. We hope to offer them to you as silent auctions at meetings and as a supplement to our regular February auction. There are engines, cars, structures and K-D couplers. They're all new kits so keep an eye out at the meetings. "Priced to move", this is another good reason to be active in Division 3.

The **Christmas Party** is on! It will be Sat Dec 20<sup>th</sup> at 6:30pm at the Greene County Histr. Museum. Call for tickets now at \$13.50 each (513) 897-0970. Reserve yours by Dec. 15<sup>th</sup>.

Our call for a "**Special Projects**" coordinator brought the help of Gregg Heeter of Division 6. He will work with the BOG to bring out ideas and products that will help members and the treasury alike. If you have ideas he would like to hear them.

### Don't miss any of the upcoming programs!

See YOU at the next Meeting.

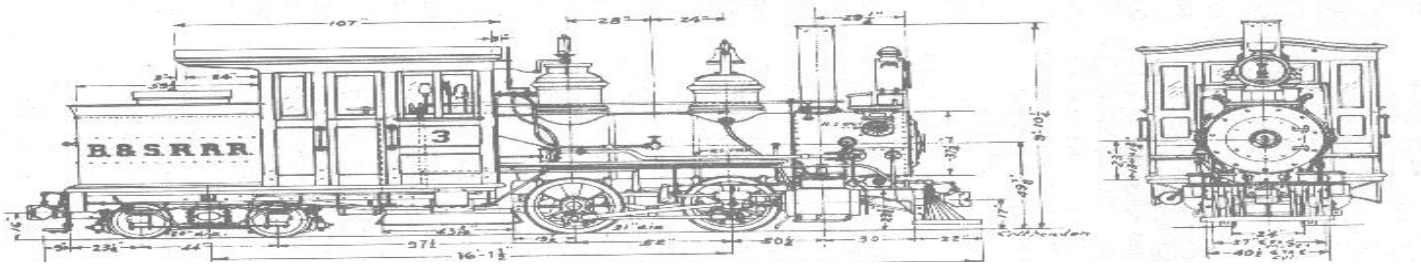
Bob Fink MMR

### Tape Library Update

Allen McClelland donated a video tape on Model Railroad Operations, Vol 1 Interchange, to the division's video library. It will be available for checkout at the December Div meeting.

Wil Davis

# Sharpening Your SKILLS



## AP Program News...

The whole concept of the Achievement Program is based on improving your skills and getting recognition for it. To make the program work we have to offer you a chance to show your work and you have to come forward and participate. We'll do our part each month by offering a popularity contest and even a "show and tell" table to get you started. As your skills advance you can join us in the Achievement Program (AP).

Here's another AP certificate you could pick up by sharing your ideas with us...

### Master Builder Cars

A good place to start in the Achievement Program is by building your rolling stock roster. You can build your skills by superdetailing cars and then finally build some cars from scratch.. Here are the details of achieving this certificate:

Build eight operable scale model railroad cars. There must be four different types represented in the eight. One must be a passenger car and at least four must be scratchbuilt. The remainder, if not scratchbuilt, must be superdetailed.

Earn a Merit Award with four of the above models either via an NMRA sponsored model contest or by AP Merit Award Judging.

That's the deal. Here's a little secret. Pick up some of the old craftsman wood kits at a trainshow or where ever, add the little details you find for the car in photos or articles, and you have the foundation for your "superdetailed entries.

## The monthly contest setup ...

We have three categories each month. You can enter Scratchbuilt, KitBashed, or just plain Kit built. This allows anyone to enter anything they are proud of and at any skill level. Judging is by popular vote but if you wish to have your model judged by NMRA rules for the Achievement Program, we will make arrangements for you "on the spot".

**Contest Schedule...**

**December Structures January Open Loads February No Contest**

November 2008 - Weathering				
	Kit	Kit Bashed	Scratch Built	PHOTO
First	Jim Foster Phil Gliebe	Jim Foster	Ray Persing	No Contest
Second	Ray Persing	Phil Gliebe	Ray Persing	
Third	Jim Foster			

Overall Standings					
	KIT	KIT BASHED	SCRATCH BUILT	PHOTO	OVERALL
First	Jim Foster (21)	Phil Gliebe (21)	Terry McTaggart (8)	J Hedge (26)	Phil Gliebe Jim Foster (33)
Second	Phil Gliebe (8)	Jim Foster (16)	Ray Persing (7)	George Ardwin (6)	J. Hedge (26)
Third	George Ardwin (4)	George Ardwin Bob Fink (4)	George Ardwin Jim Foster (3)	Phil Gliebe (3)	George Ardwin (17)

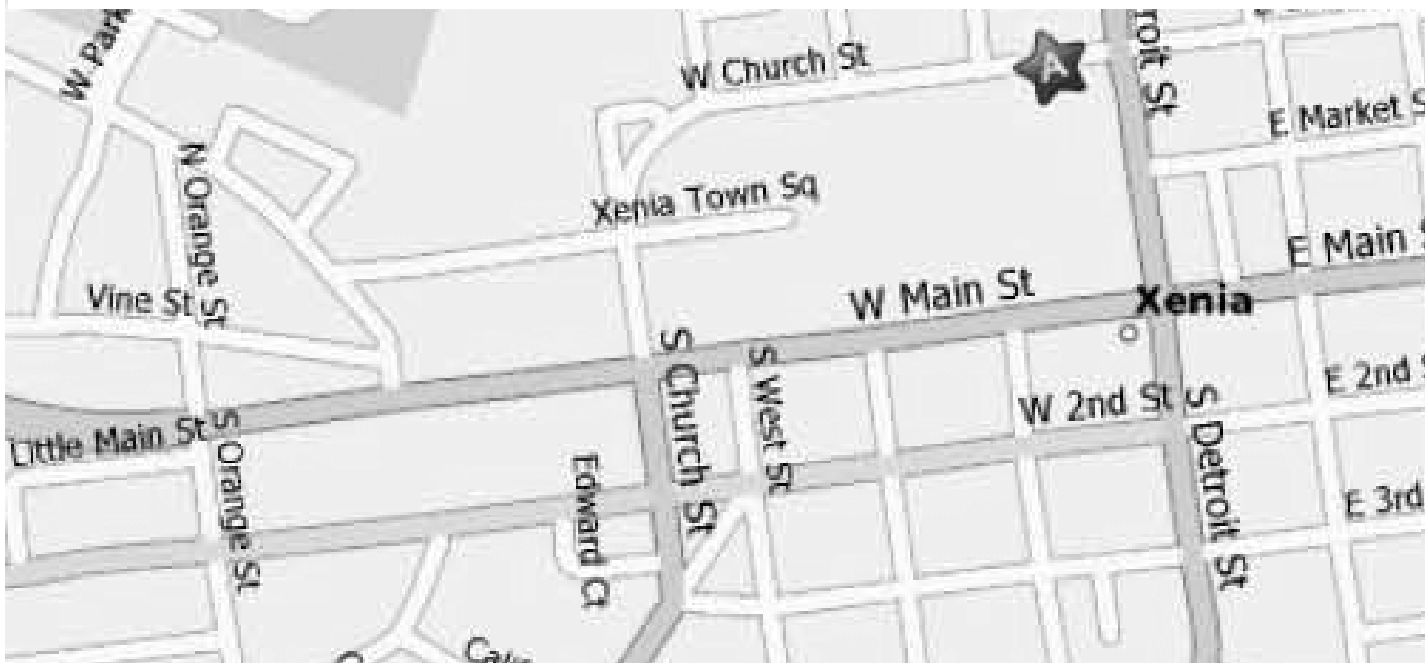


Winner of the Railroad raffle with Peter Guise at the November Train Show



May you find a train under your tree.

**You are invited to attend the next meeting of Division 3. It will be held at the Greene County Historical Society, Church Street, Xenia Ohio at 2 pm, 21 December 2008. Visitors and guests are always welcome.**



## 39 Boy Scouts Complete Railroading Merit Badge and Do a Good Turn at November 1<sup>st</sup> & 2nd, 2008 Division Train Show!

Thirteen Scouts on Saturday and another twenty-six on Scouts on Sunday completed the six-hour class, to bring the total number of Scouts earning the Railroading Merit Badge sponsored by Division 3 of the National Model Railroad Association to 770! These Scouts were from sixteen Troops from Germantown to Tipp city and Xenia to Eaton, Ohio. Congratulations to Dylan Sharp of Troop307 in Vandalia on Saturday and Brendon Dutenhaver from Troop 165 in Cedarville Sunday who had the highest test grade in their respective classes. The Hawthorne and Trent families of Huber Heights gave an HO Train starter set that were donated each of these scouts. Most scouts were able to take home various train model items from donations from various model railroaders in our clubs.

The requirements for Railroading Merit Badge emphasize Railroad safety and prototype operation. Model railroading is still part of the cal and I had collected many different types of rolling stock and motive power in G, O, O27, HO, N, and Z scales to assist in the teaching this aspect of the class. The Scouts were shown the video used at the 2001 National Jamboree to introduce the Railroading Merit Badge. This is an excellent video produced through the cooperation of Burlington Northern and Santa Fe Railroad, Operation Lifesaver, and the Boy Scouts of America. Through the course of the day, the Scouts worked through eight requirements to complete the merit badge. A few of the Scouts had interest in trains, model railroading or had ridden on a train but the majority of the Scouts had little experience with railroading. The prototype portion of class dealt with the signals and communications used today, whistle or horn signals, car types, unit trains, how the diesel engine works, departmental organization, scale vs. gauge, reading a timetable, and railroad safety. The highlight of the class was the construction of an HO scale caboose. During lunch and after the class the Scouts could tour many of the model railroad layouts in the Ballarena or visit the venders at show. I appreciate the cooperation of the layout owners with these newcomers to the hobby who don't fully understand the hobby and it's etiquette.

Probably the single greatest highlight of this class for me was the number of food items the Boy Scouts collected for the Northwest Fish Food Bank in Concord UMC. The summary of items we collected are as follows:

	Saturday	Sunday
Canned Goods	52	128
Boxed Goods	16	17
Miscellaneous food items	7	8
Daily Total	72	138
	Grand total = 210 food items	

Many thanks to the Scouts for doing this Good Turn for those less fortunate.

All of this would not have been possible without the help of the following individuals and businesses:

**Don Kriegbaum, and Bruce Bryan**, for instructing the Scouts on the cleaning and lubrication of a model locomotive and track cleaning. You ought to see the Scouts eyes when they learned how to pop the top off of locomotive!

**John Edminson** for donning his Amtrak uniform in his retirement and taught the Scouts how to read a timetable, which he and Amtrak provided.

**J. Hedge** for publishing this article in the Callboard.

**Ron Dietrich** for donating his back issues of railroading magazines so each Scout could take a couple home.

**Jim Higgins** from Operation Lifesaver who shared information on railroad safety and provided a safety video and lapel pins and flyers for the class.

(Continued from page 5)

**Bill Ford** who supported the sound system VCR, and videotapes that really enhanced the video presentation for the class and for providing RR cars so the Scouts could learn 10 different car types. Bill has donated the VCR to the class

**Bill Garlow and United Christian Church** for providing me a sound system and wireless microphone.

**John Reck** a great friend and fellow Scouter from Covington, Ohio, who helped with paper work, kit construction, set up and tear down, and all the little odd jobs. John actually volunteered for each class the division has conducted knowing what he was getting into from previous experience! Quite frankly, I would not have been able to run the class so smoothly without his help and previous experience and I always know with him on board the class will succeed.

**Mark and Laurie Combs** for making arrangements for a video projector to be used each day to show Videotape furnished by Operation Lifesaver and the BSA.

**Larry Zeller and Division 3 Members** who helped the boys with the reading of the timetable and kit construction.

**Several of the Scout Leaders** Don Klosterman, Scott Thomas, Craig Hoschouer, Jeff Morrison, Jeannine Staller and a very special thank you to **Ed Lamprecht & his son Colin** for helping on both days of the class in the administration of the class, construction of the kits or reading of timetables.

**Dave Hickinbotham of DLH Locomotive** for rustling up HO kits and selling them to us at discount so we do not have to charge the Scouts for the class.

**Mary**, my wife, for allowing me the time to prepare for and teach the class as well as act as my personal secretary and taking all those messages from Scouts and trying to answer their questions. She also helped gather, load and unload the materials needed for the class as well as transport the food donation to the Northwest Fish Food bank.

If you have any Model railroad or railroading items you would like to donate to the next class to be used as gifts for the Scouts that excel please contact me at [Jeepfunatic@yahoo.com](mailto:Jeepfunatic@yahoo.com). With support like this the class can only get better. In trying to thank everyone, I'm sure I missed someone, but that is the chance you take when you try to acknowledge a bunch of great people in our hobby. As you can see we had a good crew and a good time, but the best thing was to over sixty young men learning about railroading and seeing the pride in their faces as they completed their kits and earned the Railroading Merit Badge. Thanks to all of you for your help as well as the Scout leaders and parents that supported this event as it would not have come off without you.

In Service to Scouting and our hobby.....

Kirk Perkins Railroading Merit Badge Counselor  
Have a great Holiday!



#### Division 3 History

This photo was donated by Allen McClelland. It shows him giving a clinic on photography at the Dayton Union Terminal. The person helping to hold the charts looks like Mike Mereness. Bob Fink thinks that the photo was taken in the early 1960's. The photographer is not known. Please contact the editor if you can give more information.

2009 will mark the 50th anniversary of Division 3. We would like to have more photos and stories about the Division to commemorate the past.