

Call Board

Volume 47 Issue 9

May 2008

This Month's Program ...

TREES, TREES, TREES

Cutting them down to size!

Dave Decker will show us how he makes some very realistic model trees. If you model anything but the Santa Fe in the desert you need to learn to build trees. We'll have the raffle, Contest (Diesel Locomotives) and afterward we'll have a layout to visit. So come out and have a fun day of model railroading.



Please bring a basic pine tree model to participate.

This one is on the 4th Sunday (May 25th)

2 PM at Chapel 3

There's a Member survey inside to give us some ideas of where you want the Division to go this next couple years. We need to hear from you on what kind of programs you want and how the NMRA can be of some help to you. Please fill it out and send it in or bring it to the next meeting. Don't just watch, share your ideas and

PARTICIPATE!

SUPER'S NOTES



Don't miss the upcoming programs!

We have had some great presentations this winter and they just keep coming. Dave Decker's presentation will be a "hands on" clinic so Dave asks that you bring a pine tree (I hope he didn't mean a real one!). If you want to see how he works with kit or homemade trees he will show you how to improve yours. It's not too early to plan on the summer bus trip to Indianapolis in August. Mike Mereness is setting up the details on the layout visits for the middle of August so keep your eyes open as this will be a dandy trip.

Proving, once again, that you can run trains on 3 rails and you can run trains on 2 rails but you **absolutely CANNOT run trains on ONE rail.**

Staying on the trailing edge... I finally picked up an old version of PhotoShop Elements for my PC. I've used various photo editor programs over the years but this thing looks like it will do everything to a photo but whistle Dixie. I bought it to clean up my model and prototype photo collection. I always wait till I can find an older version of the popular programs so that they have the bugs worked out and, let's face it, I'm cheap. You can usually find an older, cheaper version of books to guide you through the learning process for the programs at a good price too on Amazon.com. It looks like I'm going to need a lot of learning help. It's always been true that the more powerful a piece of software the longer your learning time is going to be. Reminds me of the early days of PC's (they were called microcomputers then). If you wanted to do great things like billing freight cars, designing your next layout or just playing games you had to build one from a kit or go to the HamVention and pick up components to get a "homebrewed" job up and running. All the great ideas sat there and waited for the software programs to actually do them! Everyone starved for software to finish out their systems. As some commercial programs emerged such as early Computer Aided Drafting (CAD) the hardware was so slow and limited that you could usually use a pencil and straight edge to do your layout design better than on the computer. Then the computer builders began to rapidly upgrade the CPU's on almost a monthly basis and we had machines that were fast. They had what seemed like vast memory capacity. And lo and behold, the software programs to really take them to their limits were, again, nowhere to be found.

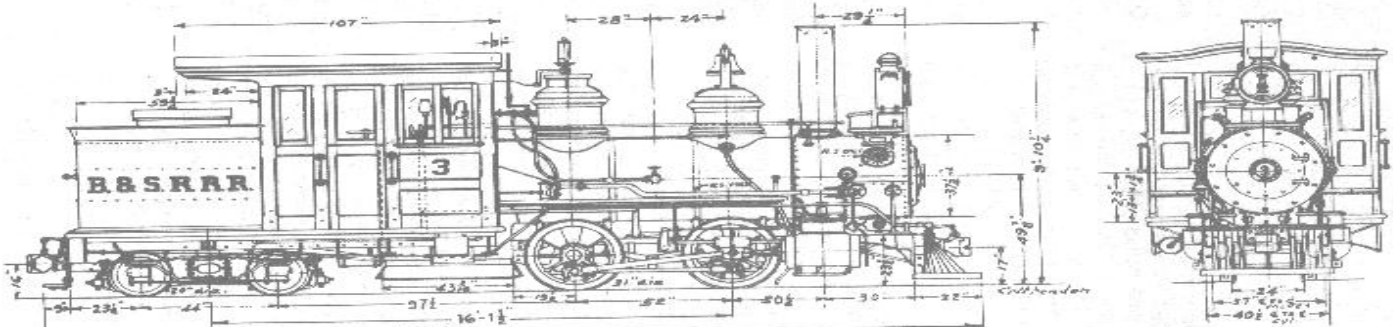
Anyone watch old movies?

I've always enjoyed the old films from the 30's and 40's and you can find some real railroad "gems" in them. I found a great film from 1931 the other night on Turner Classic Movies channel. It was filmed on the Milwaukee Road in the Northwest. Filmed in and around a railroad yard and enginehouse with plenty of steam. You could see the overhead wire since this was CMStP&P electric territory but no electric locos were caught on camera. So I'm adding it to my list of great railroad movies. Here's my list. How about letting me know your favorites so I can see them?

- Danger Lights (1931)
- Emperor of the North Pole (1973)
- Love of a Woman (?? not sure about this title but it was a great film made on the Santa Fe in the early 30's)

See YOU at the next Meeting. Bob Fink MMR

Sharpening Your SKILLS



AP Program News...

The whole concept of the Achievement Program is based on improving your skills and getting recognition for it. To make the program work we have to offer you a chance to show your work and you have to come forward and participate. We'll do our part each month by offering a popularity contest and even a "show and tell" table to get you started. As your skills advance you can join us in the Achievement Program (AP).

Let's look at one more of the AP Certificates this month ...

Chief Dispatcher

One of the most fun and easiest AP certificates to accomplish! Nothing to have judged, just participate in the operation of a model railroad (or railroads) using a realistic system of operation. The certificate is misnamed as you don't have to have all your time in as a Dispatcher. There are 5 categories of jobs (Engineer, Yardmaster, Hostler, Towerman and Dispatcher). You must have 10 hours in any 3 of the five categories (with Dispatcher as one) and a total of 50 hours of operation. The paperwork includes making a schematic drawing of the layout used, showing or developing a timetable for the system and show how forms or a timetable graph could be adapted to the system. Takes some time but it has to be all fun time if you are into realistic operations. This certificate can fit into your plans even if you don't have a layout. Many folks get it by operating on a club or other home layout and have the owner verify their time. Why not contact us for more information and give it a try?

The monthly contest setup ...

We have three categories each month. You can enter Scratchbuilt, KitBashed, or just plain Kit built. This allows anyone to enter anything they are proud of and at any skill level. Judging is by popular vote but if you wish to have your model judged by NMRA rules for the Achievement Program, we will make arrangements for you "on the spot".

The coming contest schedule ...

May - Diesel Locomotives

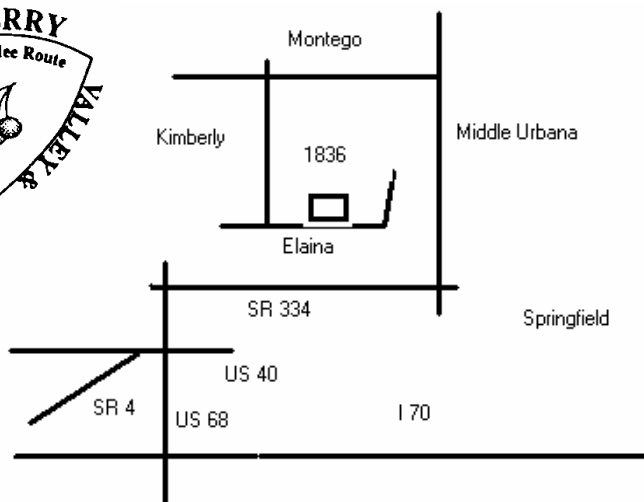

June Steam Locomotives

May Meeting will be held on the 4th Sunday

Division 3 Website: www.modelraildayton.com

Schneider Auction

Phyllis Schneider is having a public auction on May 20 at 4 pm. Among the items being auction will be the remainder of Fred's HO items which includes engines, passenger cars, rolling stock, buildings, building kits and miscellaneous items. The location is 1836 Elaina Drive, Springfield, Ohio.



Subject: National OpSIG Event, 2009
Date: Sat, 26 Apr 2008 09:14:18 -0400
From: Richard Stern <rstern1@cinci.rr.com>
To: <superintendent@modelraildayton.com>
CC: <rdavoust@woh.rr.com>, <programs@modelraildayton.com>

Gentlemen:

You may recall that I did a layout planning clinic at the Division 3 meeting last year.

I am a member of the national Operations Special Interest Group. OpSIG has had a number of "Op til you drop" events in the Midwest, each Spring for the last five years or so. Typically this involves layouts being open for 4 hour operating sessions on Friday night, Saturday morning and afternoon and Sunday morning. (Of course, not all layouts open for each session, typically each host will operate one or two sessions) Participants come from all over the country (and sometimes overseas) for these events. There are usually about 50 participants, depending on the number of operating slots available ... there is always more demand than supply.

I have been asked to explore a weekend for Spring 2009, probably late March or April, for Cincinnati. In reviewing the layouts in the Cincinnati area, I am not sure we can support as many operating sessions as might be wanted. I am wondering if any of your members in the Dayton area might want to do an op session or two (making this a Southwest Ohio event)

Given the distance (probably we'll use a hotel on the north side of Cincinnati) it would probably be best to do two layouts (one a.m. one p.m.) on Saturday, or one on Sunday morning allowing the folks from Detroit and Ft. Wayne to operate on their way home. All of which is logistics that can be dealt with later. The real issue is whether you have members who do regular operating sessions on their layouts and might support 4-10 guest operators for a session or two.

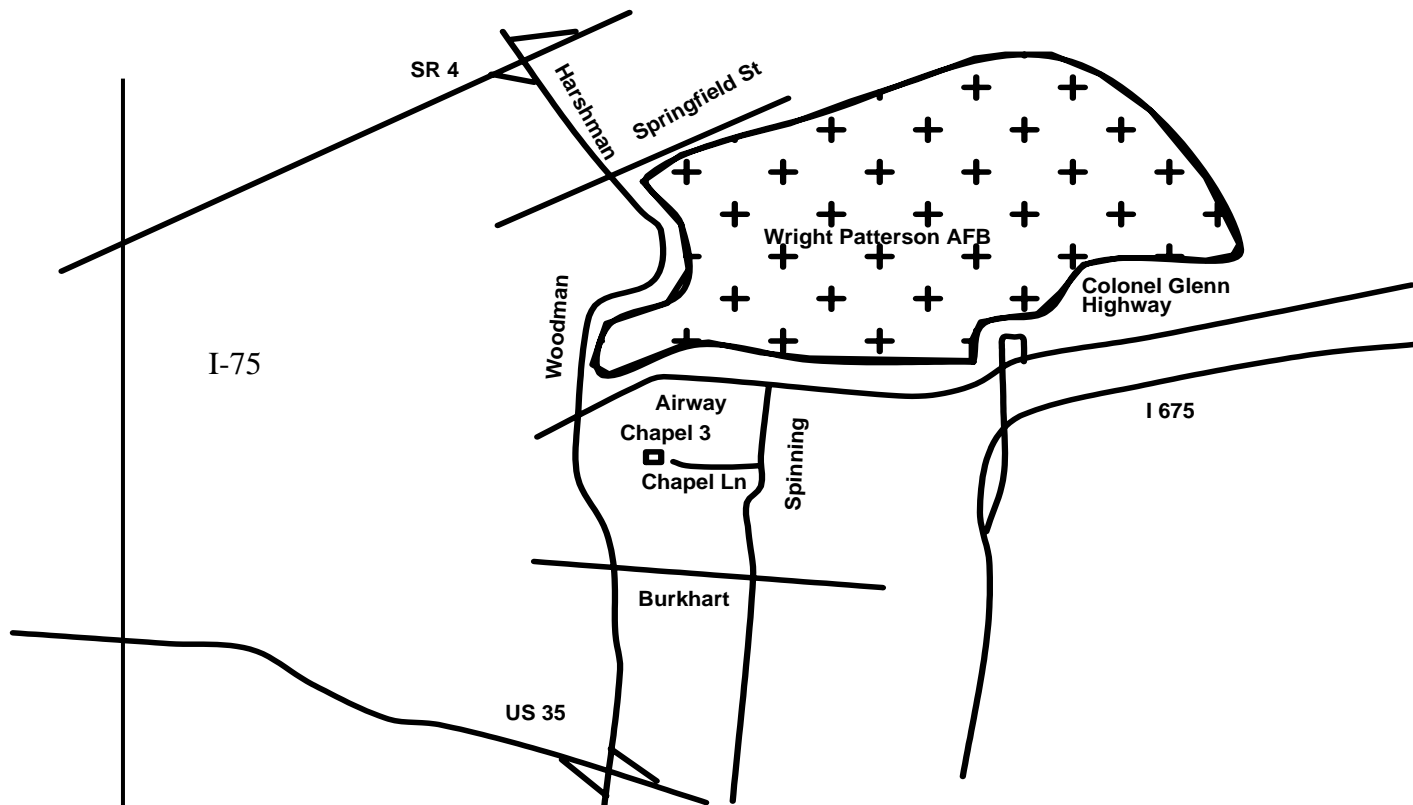
I'm looking forward to hearing from you. Feel free to call me and discuss this if you wish.

Rick Stern

513-729-1054

Pleas use this page to add any comments or suggestions.

You are invited to attend the next meeting of Division 3. It will be held at the Family Life Center, Chapel 3 Chapel Lane, Riverside Ohio at 2 pm, 25 May 2008. Visitors and guests are always welcome.



Division 3 Monthly Raffles

We have two special raffle prizes to offer in the coming months in addition to the general raffle prizes. Raffle tickets for the first special prize, an HO brass scale car, are being sold during the April, May and June monthly meetings, and the winning ticket will be drawn at the June monthly meeting. Raffle tickets for the second special prize, a cast metal "Grove" HO crane, will be sold during the September, October and November meetings, and the winning ticket will be drawn at the November meeting. Thanks are due to Dan Mudge for donating these special prizes. Special raffle tickets are \$1.00 each.

We are in need of raffle prizes in general, and any donations of new, un-used, or only slightly-used but good condition items would be appreciated. If you are like me, you probably have model railroad-related items like cars, car kits, building and structure kits, books, videos, etc., that you've bought over the years that you thought you "just had to have." But now you find that you'll probably never get around to using some of these "gems" since you've changed scales or modeling themes or just plain don't have room for them on your railroad. So check out your stash of stuff on those shelves and see if you can't part with an item or

two to donate to the raffle. The more donations we receive, the fewer prizes we have to buy, and thus more of the proceeds of the raffle go into the Division 3 discretionary funds for putting on events like the August bus trip, the holiday dinner party, monthly meeting refreshments, etc.

Also, if you have any suggestions for improving the raffle and/or types of prizes we should be featuring, please let me or any of your Division 3 officers or Call Board Editor know. In particular, let us know the scales/gauges you are interested in, and the railroad names you would like to see.
Phil Gliebe

As printed in the Fall 2007 Thousand Lakes Region "Fusee"

Add some interest to a yard

By Ron Einarson
President, NMRA-Canada

Here is a simple way to add interest to a yard. Place a semi-trailer perpendicular to a boxcar, as shown in the accompanying photos. It is simple, yet very effective and certainly piques one's curiosity as to what is being unloaded or loaded.

In earlier days, the major railroads had large freight sheds in every city and large town where less-than-carload (LCL) freights were unloaded. Hundreds of men were employed to load and unloaded cars. Merchandise trucks would pull up on one side of the sheds and rolling stock on the other. The tracks were usually in pairs and you could load the second track via the first track with the use of plates between the docks and cars. My father-in-law was one of thousands employed by the CPR to do this type of work. I remember one story of how he dreaded Eaton's furniture sales. He would be unloading sofas for days. It seemed like whole trains would be assigned to bring in the goods. There was no Trans-Canada highway then and everything went by rail.



As the years passed the freight sheds were closed down. They said it was less traffic, but more likely it was more unit trains and a desire to get out of the LCL business, since labour costs were too high to make it profitable. Now we find lots of scenes like these throughout every corner of the country.



While this scene is very basic but could be spruced up very easily. What would really set this scene off, would be a trailer with some sort of advertisement on the side. Don't forget to open the trailer and boxcar doors (unless it was just spotted or it's finished being unloaded).

Have fun creating this mini-scene and don't forget to add lots of junk around the scene - loose scraps, small pieces of wood, an old pallet or two, etc

